


Quarterly Independent Third-party Audit of Travel Program Prices

December 2022 - March 2023



Methodology of Price audit






- The audit will be conducted by an independent third-party, to analyze prices available through Pitt's Travel Program by comparing airfare/car rental searches using:
 - Concur online booking tool that works in conjunction with Anthony Travel, Pitt's contracted Travel Management Company
 - Direct booking through provider (i.e., airline or rental agency)
 - One consolidator site (Expedia, Orbitz, etc.)
- Audit searches utilized top destinations for Pitt travel:
 - 10 city pairs for flights (7 domestic, 3 international)
 - 10 domestic cities for car rental (except December 2022)

Methodology Price audit

- Controls for the audit sample, included:
 - The number of trip days were aligned for each city pair search. On average, trips were booked approximately 21 days in advance. In some cases, there were airline-specific contract benefits included for booking 7 days or less in advance
 - Timeframe of search is aligned across airfares and car search is aligned with flight selected
 - Each fare search is conducted simultaneously across sites to ensure the date/time of the actual search is consistent.
 - Airfare class is "Economy" for domestic / "Business Class" for international and verified as aligned (same for comparable flight)
 - Car rental class utilized is Mid-Size / Intermediate

Quarterly Results of Independent Third-party Price Audit for Travel Bookings

December 2022 – March 2023

Contracted Vendors	December 2022		January 2023		February 2023		March 2023	
	Domestic	International	Domestic	International	Domestic	International	Domestic	International
	Actual Savings		Actual Savings		Actual Savings		Actual Savings	
 DELTA	2.86%	2.46%	2.75%	2.56%	2.82%	2.56%	2.67%	2.58%
 UNITED	1.85%	4.82%	1.95%	1.68%	1.89%	1.69%	1.94%	7.25%
American Airlines 	.53%	2.40%	1.67%	2.40%	1.19%	2.28%	0%	2.30%
 Southwest	.90%	NA	1.87%	NA	2.76%	NA	2.83%	NA
 enterprise	39.04%	NA	37.49%	NA	34.76%	NA	37.00%	NA

City Pairs for Top Pitt Destinations for Airfare (7 Domestic, 3 International)

December 2022 – March 2023

Pittsburgh (to)	Airline	December	January	February	March
Miami	American Airlines 	=	✓	✓	=
Dallas	American Airlines 	✓	✓	✓	=
Atlanta	 DELTA	✓	✓	✓	✓
Boston	 DELTA	✓	✓	✓	✓
Chicago	Southwest 	✓	✓	✓	✓
Orlando	Southwest 	✓	✓	✓	✓
Denver	UNITED 	✓	✓	✓	✓
London	American Airlines 	✓	✓	✓	✓
Amsterdam	 DELTA	✓*	✓	✓	✓
Munich	UNITED 	✓	✓	✓	✓

Legend:

✓ - Lowest | ✗ - Higher | = - Equal

*PIT/AMS, Expedia price was a 7% savings over Delta, due to unmatched booking class. Expedia was unable to reserve a Business Class seat on the second leg for an accurate pricing comparison. Delta's SAP Concur price was a 2% savings over the Business Class fare [for both] legs on Delta's direct site.

Additional Negotiated Benefits

Pitt's negotiated agreements with the following preferred air carriers also provide various additional benefits to travelers:

Benefit	Delta	United	American	Southwest
Duty of care	✓	✓	✓	✓
Corporate Discount	✓	✓	✓	✓
Leisure Discount on Vendor Sites (if TripLink is connected)			✓	
Seating / Boarding Upgrade	✓	✓	✓	✓
Free Same Day Standby			✓	
Free Ticket Change (additional fare may apply)	✓	✓	✓	✓
Status Match	✓	✓	✓	✓
Special Route Promos		✓		
Precheck/Clear Discounts		✓		
Re-accommodation priority (for disrupted travel)			✓	
Joint Venture/Alliance Discounts (INTL ONLY)	✓	✓	✓	